

New Jersey Needle Artists
American Needlepoint Guild
October 15, 2014 Meeting

Hi Everyone –

Many thanks to Carol, Diane, and Heidi for providing pictures and notes for this summary while slacker Rosie attends the EGA Seminar in Phoenix!

NJNA was thrilled to welcome Barbara Levy, who is very interested in becoming a new member of our chapter. In addition to needlepoint, Barbara also does knitting and smocking. We each took a few minutes to introduce ourselves to Barbara.

Diane discussed options for Woodlawn in 2015. We would like to send the finished Frankie's to exhibit as a group. Diane also suggested we think about volunteering as docents for one or two days.

The nominating committee reported that they are putting together a slate of officers for 2015; they asked anyone who is interested in being nominated to contact them.

Diane circulated a sign up sheet for Needlefest volunteers to assemble lunches on Friday, November 7 as well as the morning of November 8.

Carol recapped the upcoming programs for 2014: Sudoku for October and November and the holiday party for December. Sue will teach the reverse basket weave (or basket weave on top) stitch for our notebooks in November.

We voted to approve a donation to the Library to thank them for providing space for us to meet.

Diane taught the Jacquard stitch which she had used as background for her lovely teacup piece. She indicated that, once you get the stitch rhythm, it is easy to compensate.

Since this was the introduction meeting for Sudoku, we had a discussion of getting ready to stitch. It was interesting to see the many different ways that our members chose their color schemes.

Robin was inspired to select her color way by Mary's thread selection for the SOTM piece, A Different View by Kurdy Biggs. Ellen's inspiration was a piece of fabric from her store. Jill could not join us on Wednesday but blogged her inspiration from art similar to what she observed at the Metropolitan Museum of Art.

Rona has discovered that the metallic thread listed in the Sudoku directions in the

September 2010 Needlepointers was wrong -- it appears that it never existed. Rona contacted ANG who reached out to Marilyn Owen, the designer. Marilyn checked and corrected the error. However, it seems like almost everyone in NJNA is selecting their own color scheme with the fiber list as a guideline.

We also discussed the Sudoku puzzle overlay. The article in Needlepointers discusses Marilyn Owen's process in overlaying colors and stitches. Some of our NJNA participants are considering using their own puzzles to create an overlay while most will use the one Marilyn designed. We can't wait to see how this works.

NJNA is stitching an English garden sampler in memory of Barbara Davis, a longtime, active member. The finished piece will be presented to her husband. The sampler has been passed to Heidi for her section. We still need a few more volunteers for stitching. All of the threads are included in the project bag. Here's our progress:



English Garden Sampler in memory of Barbara Davis

I hope I didn't butcher these notes too much!

Please enjoy the show and tell pictures.

Happy Stitching!

Cheers,

Rosie


FINISHED!



Joan's lovely "Christmas Presents" canvas that she purchased from Ridgewood Needlepoint.



Here's Rona's Stand-up Dracula stitched in Glow in the Dark fibers! He's both cute AND scary!



Heidi (left) and Robin (right) both completed their “Ort Box with a Twist” this month.
Aren’t they colorful?



Joan’s St. Margaret’s Star has been beautifully framed.




Declan admires the alphabet that Grandma Heidi made for him! What a sweet picture!

STITCHED!

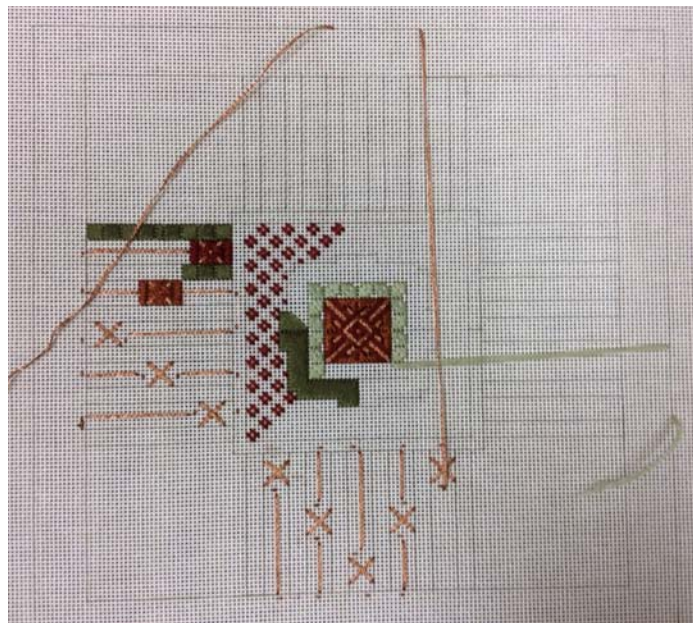


Susan completed stitching this special dog collar for Franklin! Won't he be the lucky dog when this is finished?

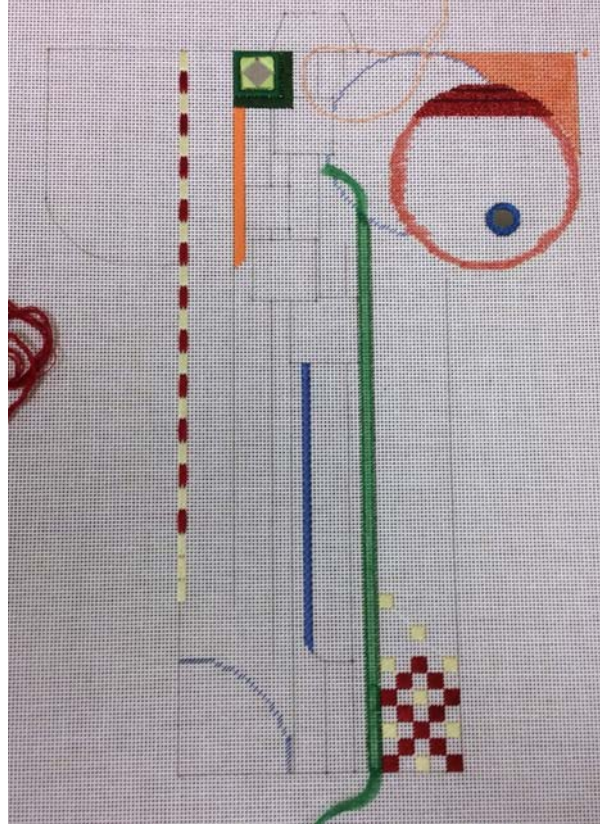


Heidi finished stitching her beautifully colored "Frankie." She plans to have it framed and ready to go to Woodlawn if we so decide.

IN-PROGRESS!



Dee brought in her seminar pieces to show this month. This one is "Spirit" by Susan Reed which several NJNA members are also doing.




The second of Dee's seminar pieces was "The Wright Kimono" which features a perfect circle which is very difficult to stitch on canvas. This was a coveted class at the Chicago seminar taught by Toni Gerdes.



Dee's third seminar piece was "Little Yellow Basket" taught by Margaret Kinsey.



Dee's fourth piece was the "Patriotic Heart" taught by Nancy Cucci!



Robin showed off her "Different View" by Kurdy Biggs which is what we are currently doing as our SOTM. The white threads were important to Robin in creating a pleasing piece.



This is Rona's piece which we think is a Kathy Rees design. The main thing that Rona wanted us to see is the black and white tweed canvas that she is stitching it on.



Diane shared her progress on the stocking that she is stitching for her daughter's boyfriend. Isn't he the lucky guy?