

New Jersey Needle Artists
American Needlepoint Guild
May 18, 2016 Meeting

Hi Everyone –

NJNA had another wonderful meeting with amazing turnout (21!) this month. Because the library is undergoing renovations, they arranged for us to meet at the Community Center in Basking Ridge. The library arranged for us to have the center at no cost (normally \$40/hr) and they even sent over someone to set up the tables and chairs for us! (We need to remember this when it comes time to authorize our annual donation.)

We also welcomed a new member, Andrea, who was Nancy R's guest last month. Many of us know Andrea from EGA and know that she will be an active member of NJNA!

Diane opened the business portion of our meeting with announcements.

The Somerset Patriots will hold this year's "Stitch and Pitch" for local stitchers and knitters on Thursday, August 18; the game will start at 7:00 PM and end with fireworks! The discounted price is \$8.50 and family and friends are encouraged to join us! NJNA will register as a block and will be collecting money for tickets at our June and July meetings! Or, please arrange to get your money to Sue C. if you want to attend and won't be at the meetings.

Diane announced that the Keystone Chapter that meets in Buckingham, PA (near New Hope) will be hosting Gail Sirna. Gail will be teaching her "Chapel in the Garden" on September 24 and 25. Ghosts are allowed. (Ghosts are students who receive the kit and instructions but do not attend the class. Usually the kits are sent out AFTER the final class.)

Sue C. announced that the Metropolitan Region of EGA will be hosting a regional exhibit called "Stitched Art" in St. Elizabeth College's Annunciation Hall. The exhibit runs from June 18 to June 26 and is free! There are 75 pieces on exhibit from 10AM to 4PM (8PM on Thursday).

Diane announced that Orna Willis is moving and de-stashing. She is running specials on her ETSY shop "Adorn by Orna".

Similarly, Carole Lake and Michael Boren are doing spring cleaning. They are offering bundled kits of Glitzy Diamonds and Heartland Quilt – you save on the kit because both pieces use the same threads!

The Edwardian Needle is reopening as of May 18. Pam is doing better after her surgery! Linda M. announced that they will be holding a Summer Needlepoint Retreat at the Fairfield Crowne Plaza hotel. The retreat is August 6 and August 7 from 9AM to 10PM on Saturday and 9AM to

4PM on Sunday. \$240 for two days includes the stitching room and food. Tony and Pam will be there to consult on your project! See the flyer and application at the end of these notes.

Rona announced that she had attended an exhibit at the Metropolitan Museum called “Manus X Machina: Fashionista” and that there were some awe-inspiring hand embroidered pieces on display. The exhibit runs through August.

To make the decision harder, Carol K. will be hosting the annual “Stitch by the Pool” on August 7 at her home in Basking Ridge.

Rosie reported that NJNA now has a balance of \$3055.09 in its treasury.

Diane led us through a bountiful show and tell – see the details at the end.

Carol reviewed the remaining projects for the year. She brought the canvas for the pulled box top that we will be starting in June – it needs to be soaked to remove some of the sizing. Carol said that she put hers in warm water for about five minutes and then dried it on a paper towel. If you want to start this at next month’s meeting, you will need one ball of #12 perle cotton and 1 spool of #8 Kreinik to coordinate with or to match your canvas color. Because it is pulled work, Carol says that 8 by 8-inch stretcher bars are required for a good result.

Heidi then taught us two stitches for our stitch notebook. Both of these are used in HISTF. The first was the Diagonal Beaty which can be done in one or two colors. The second was the Diagonal Hungarian Ground.

We hope you enjoy the show and tell pictures.

Cheers,

Rosie

PS: With apologies to Cathryn Curia, I apparently forgot to take a picture of her Santa Fe Steps piece by Carole Lake. I encourage her to bring it to a future meeting so that a picture can be taken to appear in our meeting summary. The fault is mine.

Show and Tell



This is “Jack” which was designed by Diane B. for her Father-in-law based on his interests. She thinks it was for his sixty-fifth birthday! It recently came back to her so she brought it in to share. I love how it shows the change that our craft has undergone through the years!



Here’s another one designed by Diane B. – she stitched this one twice! Once for her Mother and once for her Mother-in-law! This one was presented to her MIL at Diane and John’s wedding. It’s certainly appropriate for the Mother’s Day month of May!



On the left, we have Santa's Mini-socking which was designed and stitched by Cindy H. She markets her designs as Barefoot Design. I adore the curl at the tip of Santa's beard!



On the right is "Heart of Elizabeth" designed by Gay Ann Rogers and stitched by Sylvia! Sylvia had it finished by Sandy Higgins who was recommended by Gay Ann. So elegant!



Rosie took this class at the Phoenix EGA Seminar. It is by Toni Gerdes and called "Navaho Blanket" (DUH!). I had forgotten how wonderful it was to work with wool and I thoroughly enjoyed this class. Carol Ann at Frame Experts helped me choose a perfect birch-like frame!




This is “Colorplay” designed by Jennifer Riefenberg; one of the courses that Sue C took at the Myrtle Beach Seminar. She finished it into a pillow herself and included some matching buttons on the back enclosure!



This tote bag, also finished by Sue C, features “Summer Humbug” designed by Ada Hayden.

This was a Cyberpointers Chapter project. A humbug is normally finished as a three-dimensional shape, but I think Sue’s idea is much more practical. Wouldn’t it be nice to have Sue’s talent to finish your needlework yourself?



Sue C. took “Cooper Line” from Sue Reed at the Myrtle Beach Seminar. I like how the copper frame pulls out the colors in the piece. Does anyone else see this as a copper (train) line? With ore cars coming out of the copper mine? Do you get the sense that Sue is finishing her Myrtle Beach classes to make room for her New Orleans choices?



Jill stitched Laura Perin’s “Fleur de Lis” about two years ago and had it framed this spring. Unfortunately, the colors are off in my photo and this is so much more beautiful in reality. But, fear not, Skyland Stitchers EGA chapter chose this piece of Jill’s to be part of the EGA regional exhibit at St. Elizabeth’s in June – so you can view it there! Congratulations, Jill!



This is my “Pair of Puffins Perched on a Prominence” taught as a pilot class by Ann Strite-Kurz for the San Bernardino Chapter of ANG. I love it because my last name means “Puffin”.



Speaking of names, Diane stitched this “Jack Robert” sampler for her new grandson! It was a painted canvas, but Diane wanted to add the name and date so she had to figure out how to white-out parts of the canvas! This will be great hanging in his room – perfect framing!



Hopefully, you will recognize this as the first of our projects for 2016 “Starburst” by Patricia Hartman. Dee finished hers earlier this year and got it framed. Doesn’t it look amazing? She plans to hang it on a diagonal, but I don’t have space on the page to show it to you that way!

Three more of our members are in the competition for finishing three of the six chapter projects this year. Below are “Starburst” finishes by Rosie, Linda M. and Nancy R, respectively.

I love how Linda’s rose-colored congress cloth turned out. Note also that Nancy’s and Dee’s share the same overdyed thread color. Dee emphasized the teal in it and Nancy the blue. This is what I love about group projects!





Sylvia stitched "Tapestry Bunny" from a design that appeared in Cross Stitch Magazine in 2007. It is all done in cross-stitch. It was finished by Edwardian Needle into this gorgeous pillow with perfect fringe to match the bunny!




Dee stitched "Victorian Hearts" in a workshop with Chottie Anderson and set up by Sandy Segel. Although this was done many years ago, Dee just took it to be framed. It reminds me of those candy message hearts from Valentine's Day!



This is "Starfire" designed by Jeanette Rees and taught at the Myrtle Beach Seminar. Dee finished it quickly after seminar and just had it framed. I can vouch that Dee taught most of the class how to do the blackwork patterns in the squares. The main technique taught in this class was ironing the batik fabric into the corners.




Dee has been on a framing rampage! It must be that Carol Ann at Frame Experts is retiring soon. Dee stitched "Persian Nights" in a pilot class with Harriot Segal many years ago!



I hope that you recognize “Honey I Shrunk the Flag” or HISTF. This is the second NJNA project for 2016. Ellen T stitched three, using threads from her stash, because she didn’t have stretcher bars small enough for the canvas and because she wanted to experiment with using foam core to finish ornaments (as you can see!) Bravo for your overachievement – but it still only counts once for the prize!!!



And this is Jill’s HISTF! Proof of finish!



This is a Terry Dreyden piece stitched by Cathryn Curia called "Harlequin Hearts". Eh? You might say. Apparently there are heart-shaped buttons that were provided in the kit. Cathryn thought "Harlequin Ribbons" might be a more appropriate moniker. For me, I was happy to hear that Cathryn recommends anything that Terry Dreyden does because I am signed up for her "African Images" at the New Orleans Seminar!



I fear that the colors in this photo are not very authentic. This piece is called "Tropic Seas" designed by Kathy Rees. Heidi stitched this as her Florida project for 2016. This really looks tropical and I'm sure it will look great in Heidi's Florida home.

TIME FOR NEEDLEPOINT

SUMMER NEEDLEPOINT RETREAT

Crowne Plaza

690 US-46

Fairfield, NJ 07004

Saturday August 6th & Sunday August 7th

Join us for 2 fun days of stitching- Saturday from 9am to 10 pm and Sunday from 9am to 4pm

Cost- \$240.00 to be paid in full by paypal

What's included:

- Room for stitching
- Saturday lunch and dinner
- Sunday lunch
- Dessert Party @ The Edwardian Needle (390 Fairfield Rd Fairfield, NJ)
- Studio time with Pam Miller and Tony Minieri
- Door prizes

Extras:

- Hotel Rooms @ The Crowne Plaza

Standard King or Double Room \$119.00/night

Junior Suites \$129.00/night

*Code for reserving rooms will be given when you register for the retreat

- Private Classes with Tony Minieri

1 hr individual \$50.00

Group (4 people) \$100

You will be able to register for this while paying for paypal

First come first serve

Please email any questions to : needlepointexperience@gmail.com

*If you register and paid but cannot attend please contact us first as we may have a wait list that could take your spot.