

New Jersey Needle Artists
American Needlepoint Guild
February 17, 2016 Meeting

Hi Everyone –

I am so impressed with the attendance on these dark winter nights – 22 tonight. Our new members are so enthusiastic and NJNA is excited to be growing. We had a visitor tonight, Cindy H from Warren, NJ. Cindy is a friend of Rona's who has been stitching since age 12. She likes to do Christmas and Halloween canvasses which she paints herself! I hope Cindy will decide to join NJNA!

Rona and Cindy stitch together at the Warren Library from 7 until 9 on the first Tuesday of the month – the next meeting is March 1! This is a pick-up stitching group and we are all invited to join them! Questions? Please contact Cindy at cinhelmers@aol.com.

Rosie reported that NJNA now has a balance of \$2773.93 in its treasury. The board has budgeted \$500 for programs for the year and we saw the result of some of that in our January program. Heidi reported that we now have 30 paid members for 2016!

Linda M reported on her successful visit to drop off the NJNA display pieces at Woodlawn. She distributed our receipts and free tickets (one per exhibiter!) NJNA will have 13 pieces by 9 stitchers on display. You may recall that last year we brought a group of "Frankie's" to Woodlawn and the organizers were thrilled that we had a collection of "Different View's" for this year. Woodlawn will try to hang them together! The exhibit runs annually throughout the month of March. It's well worth the expedition!

Fourteen of our members are meeting for SOTM this year. We are working on Susan Hoekstra's "Feuilles d'ananas (A Study in Values)". It is very exciting to see all the different colorways that our members have chosen. You can follow our progress on NJNA is Blogging! We meet on the second Saturday of the month from 11 – 4-ish. Bring Your Own Lunch!

Rosie has updated the website with new passwords. All members should have received an e-mail from Heidi with the new passwords. Please visit our website and blog!

Tina F is still accepting sign-ups for our first workshop featuring a counted design by Susan Hoekstra called Diamond Jubilee. Susan designed this piece specifically for NJNA! It will be taught on **Sunday, April 17th** at a location still to be determined based on the number of us who enroll (likely Needleworker's Delight). A check for \$25 to NJNA will hold your place. The deadline is March 10, 2016. The kit fee (\$56) plus your share of the teaching/travel fee will be collected the day of the class. Additional information and a sign-up form are under the Workshops Tab on the Website.

This workshop will be a trial to see how the workshop process works for us! I hope you will take advantage of this unique opportunity to work with a live teacher!

Carol K-B announced that the December meeting has been moved to December 14 since the third Wednesday is so close to the holidays. The website reflects the correct meeting dates but please mark your calendars with this change.

Our March meeting will feature a very special slide presentation of contemporary blackwork. I know you won't want to miss it!

We hope you enjoy the show and tell pictures!

Cheers,

Rosie

PS: In other news....

Needleworker's Delight in Metuchen is currently hosting a trunk show featuring designs by Threedles (Kurdy Biggs) and DebBee's Designs. Please check their website as they are also sponsoring a number of classes and lectures.

The Skyllkill EGA has invited NJNA to their "Art of the Needle" 2016 exhibit. Please see attached flyer at the end of this summary.

Show and Tell



Three of our members are well on their way to winning a participation prize for the year. Ellen, Dee, and Robin have already finished their first project of the year: "Starburst" by Patricia Hartman.

From top to bottom, we have Ellen's in blue, Dee's in aqua, and Robin's in pink.

Ellen's was done in the original colorway. Dee also intended to use the original colorway, but the dye lot of her Waterlilies thread seemed more amenable to the aqua tones. Can you see that the overdyed thread is the same on both of these?



Robin decided to use threads from her stash and made a few small changes to the suggested thread use in the design. Isn't that just like Robin? Anyway, her stash yielded an overdyed thread from Thread-X.


Now I need to find time to finish my own Starburst, and seminar pieces, and SOTM, and pilot classes, and HELP! I'm drowning!




Carol's Sample



Sue C stitched “Color Play” by Jennifer Reifenberg. This was one of her classes at the seminar in Myrtle Beach. Each hexagon was painted with the same six base colors. The thread and stitch was consistent within a single hexagon. Sue made it into a pillow and since she says she has a hard time getting the back of pillows to lay flat, she carried through the button motif with some colorful buttons on the back flap! How clever!



A few years ago, NJNA stitched the “Ort Box with a Twist”. Dee finally found time to assemble her box – unlike most of us who used the Mary D-S method! Dee says it was hard and that she thought the side seams would never get done! And now she has a beautiful place to store her orts!



As you read in the summary, we have a SOTM stitching group who will work on the same project together one Saturday a month. Last year (2015), we jointly decided to work on "Ruby Razzle Dazzle" by Ann Strite-Kurz. Joan is one of two(?) who has finished her piece. We suggested names for Joan's piece and she chose "Frozen Razzle Dazzle". Blue and silver are so Joan's colors!

A few of us are slowly making progress on our Razzle Dazzles. Just looking at Joan's piece, you can see why we wanted to do it. It just took longer than any of us anticipated. Tina was working on hers at the meeting and I've been working on mine at the SOTM sessions. Generally, it is required to work on the current SOTM on our SOTM Saturday, but we allow members to continue to join us if they are working on a prior year's SOTM. This exception has allowed several of us to keep our new year's resolution of "no new pieces".



Dee completed stitching Nancy Cucci's "My Patriotic Heart". She said that she didn't realize how many beads were on it. (Duh – Nancy Cucci!) This was a half-day class at the Chicago seminar! It seems like this will be a good companion piece to NJNA's "Honey I Shrunk the Flag" project that we will start in April!



Dee also finished Janet Zeigler Casey's "Christmas Tree Santa", which was a one-day class at the Myrtle Beach seminar. Dee says that this is supposed to get finished in the shape of a tree with a star at the point of Santa's hat. Dee says she needs to contact Janet to find out who finished her sample. So cute! And really, Dee, four new finishes?



SKYLLKILL CHAPTER EGA
ART OF THE NEEDLE 2016
NEEDLE ART EXHIBIT

APRIL 1, 2016


APRIL 2, 2016

APRIL 3, 2016

10:00 AM TO 4:00 PM

LOCUST GROVE

2683 SOUTH ROAD (ROUTE 9) POUGHKEEPSIE, NY



An exhibit of over 200 lovely handmade items, featuring embroidery, quilting, jewelry, and much, much more. Admission is free.

Opportunity Baskets and Boutique with handmade items

FOR MORE INFORMATION CONTACT: EGASKYLLKILL@GMAIL.COM